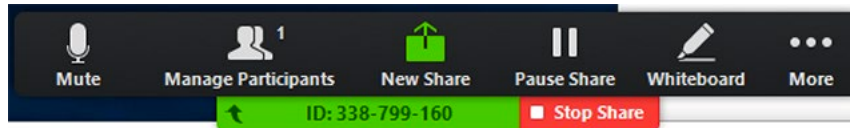
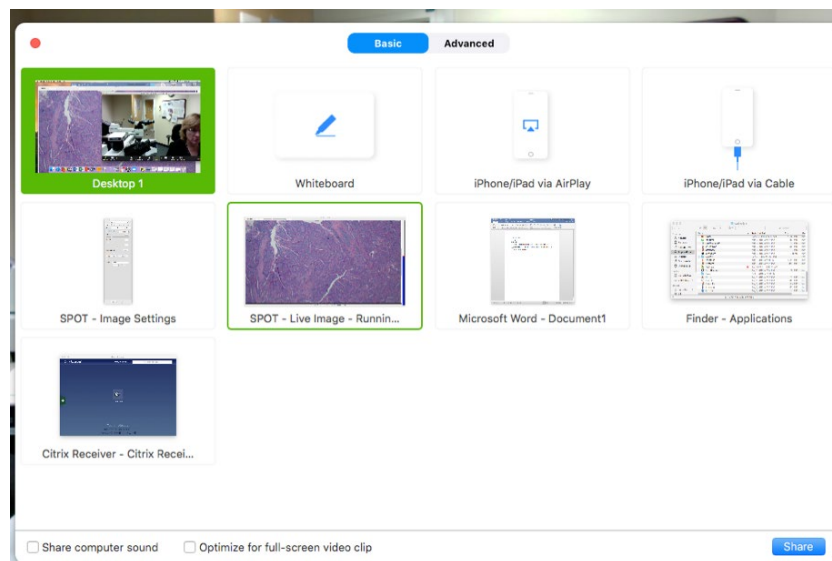


Zoom: How to Share Your Screen

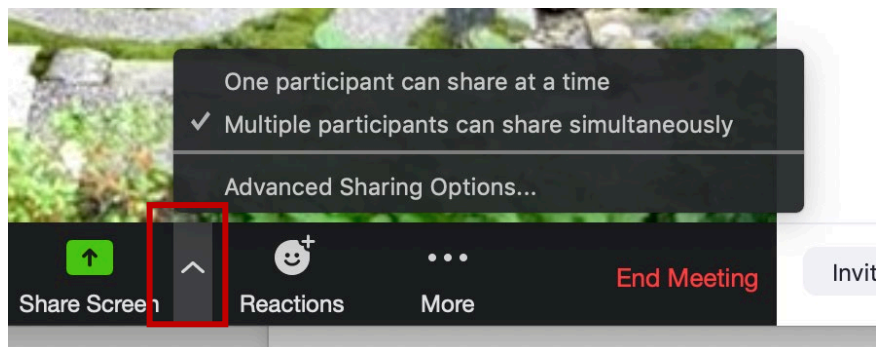
1. At the bottom of your window choose **Share Screen**.
Choose **Stop Share** to switch back to the main window.



2. Choose which screen you want to share.
Go back to this option to change what you want to show your participants.



3. To allow others to share screen: choose **Multiple participants can share simultaneously**



4. If host is already sharing screen, the host must also **Stop Share** before others can share.
When finished with meeting, select **End Meeting** (lower right).