

MASTER OF PUBLIC HEALTH



The Yale School of Public Health MPH is designed to give you the skills to change the world. Whether your interest is in management, practice, policy, or research, your career options are limitless if you have the right skills in your toolkit to better the health of populations worldwide.

Unique Degree Options

We recognize that in education, one size does not fit all, so at the Yale School of Public Health (YSPH) we offer the following MPH programs:

- 2-year traditional MPH
- 11-Month Advanced Professional MPH for those with advanced degrees or significant experience
- A hybrid online Executive MPH
- Accelerated MBA/MPH in Health Care Management
- Joint Degrees with more than 10 Yale programs

The YSPH Experience

We foster the [supportive environment](#) students need to succeed, the dedicated assistance to help students achieve their professional goals, and a network of relationships to last a lifetime.

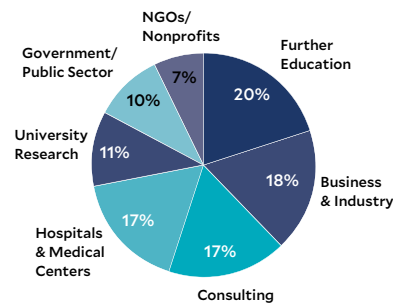
YSPH values a strong sense of community and mentorship with our [optimal class size](#) of 300 on-campus students per year and a low student to faculty ratio of 3:1.

We encourage students to fully [experience Yale University](#) by providing access to courses, research centers, and extracurricular activities across the campus. In addition, with our 7 programs and 5 concentrations and tracks, YSPH students have leeway to create a program [tailored](#) to their academic interests and passions.

Through student organizations and volunteer opportunities, our students have a [vibrant life on campus and in the community](#). New Haven is Connecticut's cultural mecca featuring arts, culture, and a foodie culture.

The Value of a Yale MPH



At YSPH, we strive to ensure the highest possible return on the investment our students make in us. With 95% of our students employed 6 months post-graduation in 50 states and 71 countries, the Yale MPH prepares students for future professional and academic success. Our 6,400+ alumni have benefited from individualized career guidance, a network of public health professionals, recruitment opportunities, an intensive professional skills development program, and alumni mentors. Post-graduation, students work in a variety of fields including research, nonprofits, government, and business.



Public Health in Action

Public health research and practice are critical parts of the educational experience for YSPH students, opening the door to a wide variety of public health careers. Applied learning opportunities include the intensive summer internship and practice-based courses, including health care policy and management, community health planning, global health and justice, climate change and health, and more. In addition, all students complete a capstone course or master's thesis within their department, oftentimes continuing the work from their internships.

Many students delve into public health research through their work with faculty, the 15 research centers at YSPH, and the vast array of programs across the Yale campus.



Stay in touch
Sign up for our mailing list to learn more and stay connected.



The passion of you. The promise of Yale.
That's what will improve public health.

About Our Programs

The 2-year MPH curriculum is designed to give our students the breadth of skills and perspectives essential to careers in public health. Students apply to and study within one of the seven academic programs:

- **Biostatistics**
- **Chronic Disease Epidemiology**
- **Environmental Health Sciences**
- **Epidemiology of Microbial Diseases**
- **Health Care Management**
- **Health Policy**
- **Social and Behavioral Sciences**

Additionally, students from all departments may add optional concentrations or tracks in:

- **Climate Change and Health**
- **Global Health**
- **Maternal and Child Health Promotion**
- **Public Health Modeling**
- **Regulatory Affairs**
- **U.S. Health Justice**

The 20 course units requirement includes the MPH core curriculum, the Professional Skills Seminar, and an Introduction to Ethics and Public Health, departmental courses, electives, the summer internship, and a master's thesis or capstone course.

The Advanced Professional MPH Program is an 11-month program for individuals who have significant experience, an advanced degree, or have completed the third year in an accredited U.S. medical, dental, or podiatric school. Students concentrate in one of six tracks: Applied Biostatistics and Epidemiology, Social and Behavioral Sciences, Health Policy, Global Health, Preventive Medicine, Occupational and Environmental Medicine.

The Executive MPH is an innovative program that blends online education with management and leadership training on Yale's campus in three intensives over two years. The program is designed for working professionals who can specialize in one of four tracks: Health Informatics, Environmental Health Sciences, Applied Analytic Methods and Epidemiology, Essential Public Health Skills.

MPH Class Profile

Total MPH Students: 695
Domestic Underrepresented Minorities: 22%
MPH Diversity: 52%
International Students: 30%

How to Apply

Applications can be submitted at [SOPHAS.org](https://sophas.org). The deadline to apply is **December 15**.

Within the application, we ask for a personal statement, resume/CV, official transcripts, three letters of recommendation, and description and verification of quantitative ability.

The application review process is very holistic and our committee equally considers academic ability, experience inside and outside of the classroom, and a strong commitment to the field of public health. We look to see skills, abilities, and experiences that have given a public health perspective and have helped students define their focus.

Admissions Events



The Office of Admissions hosts a variety of events for prospective students. The event schedule is updated frequently and can be found at sph.yale.edu/admissions-calendar.

Tuition + Fees 2022-2023

MPH full-time tuition: \$50,811
AP MPH full-time tuition: \$63,376
Executive MPH full-time tuition: \$38,245 (year 1)

The Yale School of Public Health considers all applicants for scholarships based on the information submitted in the SOPHAS application with no additional merit application required. We also recommend that all U.S. citizens and permanent residents complete the FAFSA by the December 15th application deadline.